



BEVERAGE-AIR®

| | |
|-----------------|------|
| Project: _____ | AIA# |
| Item: _____ | |
| Location: _____ | SIS# |
| Approved: _____ | |

TMR1HC TOP MOUNT REACH-IN REFRIGERATOR

TOP MOUNT REACH-IN REFRIGERATOR

TMR1HC Reach-In Refrigerator
Hydrocarbon Series

MODEL:
TMR1HC-1S



2 Year Parts / Labor Warranty
Additional 5 Year Compressor Warranty

CABINET CONSTRUCTION

- Intelligent temperature control reduces energy consumption
- Three (3) shelves per section
- Door lock
- Stainless steel exterior and interior
- Easy access to the refrigeration system
- 6" Heavy-duty casters, two (2) with brakes
- Energy efficient LED lights
- Fans are positioned to increase internal capacity
- Fill mark helps to prevent overpacking



ACCESSORIES

- Additional shelves

REFRIGERATION SYSTEM

- Uses environmentally friendly, energy efficient R290 refrigerant, and meets all regulatory requirements for CARB, SNAP, DOE & more
- Hot gas condensate evaporator
- Coated evaporator coil
- Maintains product temperatures between 36°F and 38°F



Please verify qualifying units by visiting:
www.energystar.gov/cfs

3779 Champion Blvd., Winston-Salem, NC 27105
1-888-845-9800 Fax: 1-336-245-6453
Beverage-Air.com Sales@bevair.com




BEVERAGE-AIR

| MODEL | TMR1HC-1S |
|----------------------------------|-----------|
| EXTERNAL DIMENSIONAL DATA | |
| Width Overall | 26 5/16" |
| Depth Overall | 33 7/16" |
| Height Overall | 80 1/2" |
| Number of Doors | 1 |
| INTERNAL DIMENSIONAL DATA | |
| NET Capacity (cubic ft.) | 19 |
| Internal Width Overall (in) | 22 1/32" |
| Internal Depth Overall (in) | 28 3/32" |
| Internal Height Overall (in) | 56 5/32" |
| Number of Shelves | 3 |
| ELECTRICAL DATA | |
| Full Load Amperes 115/60/1 | 3 |
| REFRIGERATION DATA | |
| Horsepower | 1/4 |
| Capacity (BTU/Hr) | 1550 |
| Heat Rejection (BTU/Hr) | 2325 |
| Charge (lbs/grams) | 0.1433/65 |
| SHIPPING DATA | |
| Gross Weight (crated lbs) | 304 lbs |
| Height - Crated | 81" |
| Width - Crated | 28" |
| Depth - Crated | 35" |

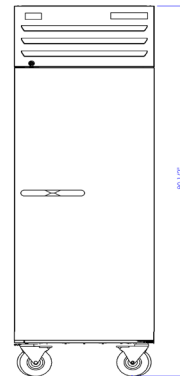
Top Mount Reach-In Refrigerator Model: TMR1HC-1S

Model Views

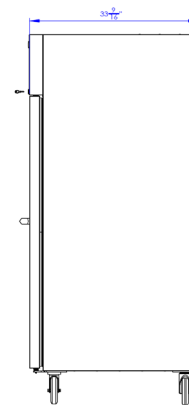
Required Clearance: Top 12", Rear 3", Side 0"



PLAN VIEW



ELEVATION VIEW



SIDE VIEW

ELECTRICAL CONNECTION



115/60/1
NEMA 5-15P

Unit pre-wired at factory and include 9.8' long cord and plug set.

